

ASYLUM IN SERBIA

ENG

▶ **ARE YOU AFRAID TO RETURN TO YOUR COUNTRY?**

▶ **ARE YOU RUNNING FROM WAR OR VIOLENCE?**

▶ **DO YOU FEEL THREATENED BECAUSE OF WHO YOU ARE? DO YOU FEEL THREATENED BECAUSE YOU ARE A WOMAN, A CHILD, AN LGBTIQ+ PERSON, POLITICAL ACTIVIST OR FOR OTHER REASONS?**

▶ **DID YOU LEAVE YOUR COUNTRY TO SAVE YOURSELF OR YOUR FAMILY?**



APPLY FOR ASYLUM IN SERBIA!

Need help in applying for asylum?

Talk to an IDEAS lawyer, it's free. IDEAS is a UNHCR partner.



ideas

+381 69 565 72 54

OR SCAN THE QR CODE
FOR LEGAL AID



WHAT WILL I GET IF APPLY FOR ASYLUM?

If you apply for asylum in Serbia, you will be able to enjoy:

- Safe and legal stay
- ID documents
- Free accommodation and food while your application is being processed
- Legal aid at no cost offered by IDEAS, UNHCR partner
- Free access to public medical care
- Free enrollment to public schools for children and other education opportunities
- Opportunity to legally work 6 months after applying for asylum
- Support in accessing free of charge Serbian classes and other services



Note: If you want to speak with someone in your language or aren't sure who can help you, you can reach out to CRPC: +381 60 099 16 34

HOW TO GET ASYLUM?

HOW DO YOU START THE PROCEDURE?

THESE ARE THE KEY STEPS AND DEADLINES YOU MUST FOLLOW



1

TELL A POLICE OFFICER YOU WANT ASYLUM

First step is expressing intention to seek asylum to a police officer. Tell a police officer in simple words that you want to apply for asylum.

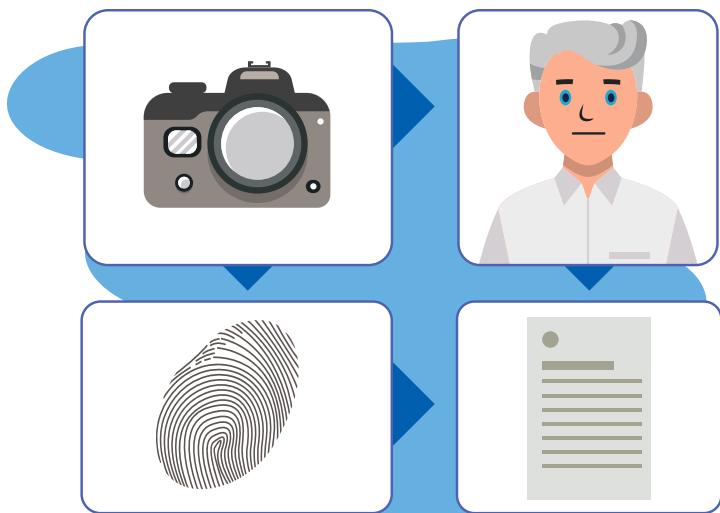
During this phase called registration and conducted in the police station, the police officer will:

- **Take your photo and fingerprints**
- **Ask for personal details and check your identity document.**

If you do not have identity documents do not worry, you can still be registered.

You will get a registration certificate. This paper is evidence that you want to seek asylum and allows you stay in asylum centers. Keep it safe and do not lose it.

Note: Even though you have expressed intention to seek asylum, you are not yet officially in the asylum procedure. You need to fill out and submit an asylum application form to get the rights of an asylum seeker.



Note: If you are under the age of 18 and alone in Serbia, report it immediately to state authorities - you have the right to additional support in the asylum procedure and in exercising your rights.

2

GO TO THE ASSIGNED ASYLUM CENTRE WITHIN 72 HOURS

After registering with the police, you must go to the asylum center assigned to you. If you are not sure where you should go, you can check the registration certificate - it shows which center to go to.

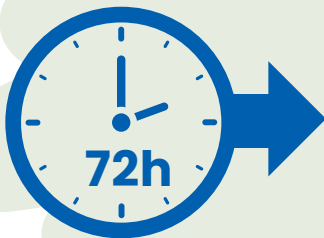
- You must arrive at the center within 72 hours after registration (3 days)
- Take all your belongings with you, you will stay at the center for at least 15 days
- Bring your registration certificate, you need to show it when you arrive
- Follow center's rules and stay at the center

Note: The centers are managed by SCRM staff (called KIRS staff in Serbian) who will brief you on the house rules. If you have problems complying with some of them, or you do not understand them, talk to the officials at the centers or your IDEAS lawyer.

If you need to leave the center:

- Get official permission from center staff before leaving
- Return by the time staff tells you
- Never leave without official approval

Note: If you're unsure how to get permission to leave, ask the KIRS staff or call IDEAS lawyers. They will explain what to do.



Important:

- **If you don't go to the center within 72 hours, you may lose your right to seek asylum**
- **If you leave the center without permission, you may lose your right to stay in the center and your right to seek asylum**

3

SUBMIT YOUR ASYLUM APPLICATION WITHIN 23 DAYS


You have a maximum of 23 days to submit your asylum application to the Asylum Office, which decides on asylum cases.

- In the first 15 days, wait for Asylum Office officials to visit the center and submit your application when they come.
- If no officials come within 15 days, you have 8 more days to submit your application on your own.
- It is advisable to have a lawyer's assistance when submitting the application.
- Contact IDEAS lawyers or UNHCR as soon as you arrive at the center - don't wait until the last moment.
- Lawyers will help you prepare your case properly.

You can also request an application form from the KIRS staff if you wish to complete it yourself. Forms are available in various languages.

Upon submission of your asylum application, you will be granted the rights of an asylum seeker!

You will receive an identity card for asylum seekers. It is important that you always carry this card with you, especially when you are out of the asylum center.



Important:

- **Stay in contact with your lawyer during the procedure.**
- **Inform your lawyer if you want to change place of living and he or she will help you inform the authorities of this change.**
- **If you change your place of living without informing the authorities, you may lose your right to seek asylum.**
- **Don't leave Serbia during the procedure, you may lose your right to seek asylum in Serbia.**

4

AFTER A FEW MONTHS YOU WILL HAVE AN INTERVIEW

A few months after submitting your application, the Asylum Office will call you for an interview. At the interview, you will be asked to explain in detail why you left your home country and why you cannot return.

Note: The interview is confidential.

Prepare for the interview:

- If you have a lawyer, they will inform you about the interview date and schedule a meeting to help you prepare. Your lawyer will explain the types of questions you can expect and guide you on which parts of your story are particularly important for your asylum claim.
- If you do not have a lawyer yet, you can still ask IDEAS lawyers to help you prepare for the interview.

During the interview:

- An interpreter will be present to assist you in a language you understand.
- The Asylum Officer will ask you questions about your case. Be calm and respond directly and honestly.
- Your lawyer will also be there to support you throughout the process.



Important: **It is very important to remember the date and time of your interview with the Asylum Office and not to miss this appointment. If you do, you may lose your right to seek asylum.**

5

YOU SHOULD RECEIVE A DECISION WITHIN 12 MONTHS AFTER APPLYING

The Asylum Office will decide on your application. According to the law, this should happen within 12 months from the date of your application. Sometimes, it takes longer, but don't worry - your rights as an asylum seeker continue until the final decision.

If your application is approved, you will receive one of these statuses:

- **Refugee status, that allows you to stay in Serbia for 5 years and can be extended further.**
- **Subsidiary protection, that allows you to stay in Serbia for 1 year and can be extended.**



6

YOU HAVE THE RIGHT TO APPEAL WITHIN 15 DAYS

If you receive a negative decision, or if you wanted to be recognized as a refugee but are granted subsidiary protection, you have the right to appeal. You have 15 days from the date you receive the decision to submit your appeal.

▶ During the appeal process:

- Your asylum seeker card will be renewed.
- You can safely stay in Serbia.
- You continue to enjoy your rights as an asylum seeker, such as working or attending school.

Contact IDEAS lawyers immediately to help you with your appeal. Even if you did not have a lawyer before, they can assist you now.



Getting Free Legal Aid from IDEAS?

You have questions about asylum in Serbia and your rights?
You can contact IDEAS:

- Via phone, WhatsApp, Facebook page or email.
- Approach IDEAS lawyers in the centers.
- Tell KIRS staff or NGO staff or UNHCR that you want legal aid.

IDEAS lawyers will explain to you all the steps in the asylum procedure, as well as your rights and obligations. They can assist you at each stage of the procedure.

The conversations with your lawyer remain confidential.

**IDEAS provides legal aid as a UNHCR partner.
It is entirely free of charge!**

Contact information:

  +381 69 565 72 54

 @IDEASLegalAid

 Email: legalaid@ideje.rs

**You want more information
about asylum in Serbia?
Use UNHCR Chatbot in
WhatsApp: +381 63 432 776**

