



ASYLUM IN SERBIA



INFORMATION FOR
UNACCOMPANIED
CHILDREN

EXPRESS YOUR INTENTION
TO SUBMIT YOUR ASYLUM APPLICATION

1

2

GO TO AN ASYLUM CENTRE
AND APPLY FOR ASYLUM

YOU WILL HAVE AN INTERVIEW ABOUT
WHY YOU ARE SEEKING ASYLUM

3



DO YOU HAVE THE RIGHT TO ASYLUM IN SERBIA AND WHAT RIGHTS DO YOU HAVE AS AN ASYLUM SEEKER?



1

NATIONALITY

"I am a different nationality than most people in the country where I live and because of that I have serious problems."

2

RACE

"My parents and I have a different skin colour than most people in my country, which is why we are being insulted, harassed, abused."

3

RELIGION

"I belong to a faith that most people in my country do not accept, and for that reason I cannot practice it freely. If I try to do this, I may be punished."

4

POLITICAL OPINION

"My family and I do not like the government in the country we live in, but we are afraid to express our opinion because something bad may happen to us."

5

BELONGING TO A PARTICULAR SOCIAL GROUP

"My sexual orientation is different from that of the majority of people in my country and I fear I'll be killed if it is found out."

If you are a refugee, you can seek asylum in the Republic of Serbia. A refugee is a person who has been forced to leave the country where they live because of a justified fear that something bad will happen to them for one of the following reasons:

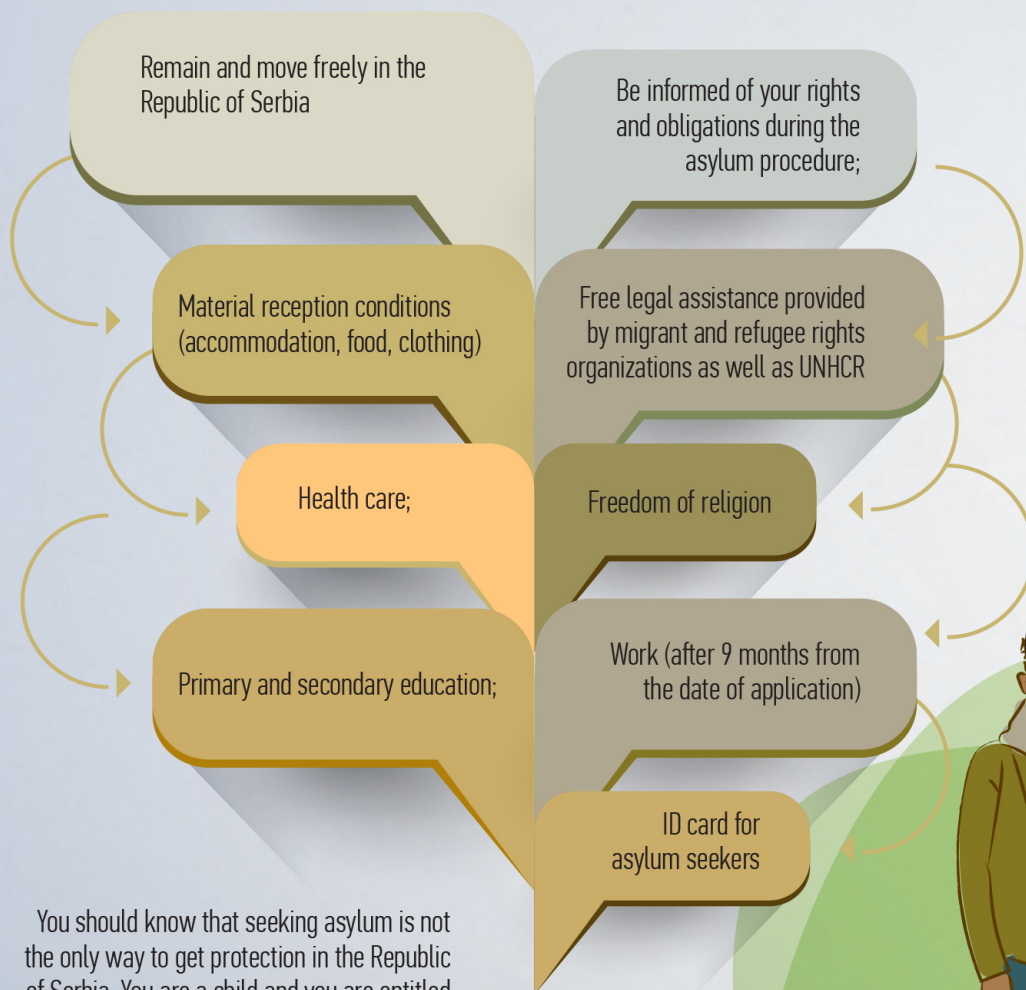
You can get asylum in Serbia if your life, safety or freedom would be seriously endangered if you returned to the country you'd lived in or went through on your way to Serbia.

WHEN YOU APPLY FOR ASYLUM, YOU ACQUIRE CERTAIN RIGHTS.






AS AN ASYLUM SEEKER IN THE REPUBLIC OF SERBIA, YOU HAVE THE RIGHT TO:



You should know that seeking asylum is not the only way to get protection in the Republic of Serbia. You are a child and you are entitled to many other types of protection because of that. The Social Welfare Centre has an obligation to provide you with assistance whenever you call them, and to appoint you with a guardian, who will further help you to understand your rights in Serbia and get the support you need.





THE PROCEDURE YOU NEED TO GO THROUGH IN ORDER TO BE GRANTED ASYLUM IS NOT ALWAYS EASY, BUT DON'T WORRY, THERE ARE PEOPLE AND ORGANIZATIONS OUT THERE TO HELP YOU. THOSE ARE PRIMARILY TWO PEOPLE – A GUARDIAN AND A LAWYER.



A **LAWYER** is a person who knows all the rules and procedures and can help you to exercise your rights before the relevant state authorities. Your lawyer will give you more detailed information about asylum in Serbia and other possible forms of protection and will assist you during the asylum procedure. He or she will help you to: fill in the necessary forms, be prepared for your interview, during the interview and understand all other steps in asylum procedure.



A **GUARDIAN** is a person whose job is to take care of you, to help you understand society in Serbia, and who will strive to provide you with everything you might need while you are in Serbia. Your guardian will be with you throughout the entire asylum procedure and he will give you basic information on asylum if you decide to apply. You can call your guardian if something bad has happened to you, if you are sad, you need to talk to someone, or you need something urgently.

REMEMBER THAT DURING THE ASYLUM PROCEDURE:

YOU HAVE THE RIGHT TO AN INTERPRETER AT ANY TIME!

YOU HAVE THE RIGHT TO SPEAK WITH A UNHCR REPRESENTATIVE (UNHCR IS THE UNITED NATIONS ORGANIZATION FOR REFUGEES)!

WHAT ARE THE REQUIREMENTS YOU HAVE TO MEET IN ORDER TO OBRATIN ASYLUM IN THE REPUBLIC OF SERBIA?

1

FIRST, YOU NEED TO EXPRESS YOUR INTENTION TO SUBMIT YOUR ASYLUM APPLICATION IN SERBIA AND THEN GO TO AN ASYLUM OR OTHER CENTRE

In order to have an unhindered access to asylum procedure, you must inform a police officer of your intention to seek asylum when you enter Serbia. You do not have to make a decision to seek asylum on your own, and guardian who will be assigned to you can help. Before you say that you want to apply for asylum, you should consult with your guardian about whether this is the best option for you.

If you express your intention to submit asylum application, a police officer will ask you some questions in order to obtain the basic information about you, such as your first and last name and your date of birth and country of origin. It's very important for you to be honest. If you are over 14, a police officer will take your fingerprints and will photograph you.

Also, the officer will ask you to show him or her any personal documents, such as ID card or passport. If you have them with you, it is important to present them, otherwise your asylum application could be rejected. You don't have any documents, that's fine, because refugees are often unable to bring them. This process is called registration. Remember that It is in your best interest to tell the truth to the police officer.



ACCOMMODATION

FOOD

DOCTORS

**HELP FROM VARIOUS
ORGANISATIONS**

REGISTRATION
CERTIFICATE

After registration, you will receive an important piece of paper. You should keep it safe because it gives you many rights, such as the right to legally stay in Serbia, right to accommodation, food, education, medical treatment in case you get sick. The name of the asylum center where you must show up within 3 days will be indicated in capital letters on that paper. In asylum center you will get accommodation, food and healthcare and you will be visited by different organizations that will provide you with different types of assistance.

If you do not show up at the asylum center indicated on your registration certificate within 3 days, your stay in Serbia will be considered illegal, unless you present some valid reason for not showing up. This may be because you got ill, or because you had problems on the way to the asylum centre.



**THE REGISTRATION CERTIFICATE
IS THE MOST IMPORTANT DOCUMENT
THAT YOU WILL HAVE IN SERBIA AT FIRST.
KEEP IT SAFE!**

2

**ONCE YOU ARRIVE AT THE ASYLUM CENTRE,
THE NEXT STEP IS TO APPLY FOR ASYLUM**

**SUBMIT YOUR ASYLUM APPLICATION
WITHIN 15 DAYS OF THE RECEIPT OF YOUR
REGISTRATION CERTIFICATE**

You must submit your asylum application within 15 days of the receipt of your registration certificate. Do not worry if you fail to file your application within the stated deadline, as your lawyer will help you and ensure all your rights are protected and that the police consider your asylum application within or after the deadline.

After submitting asylum application, you will get an ID card for asylum seekers, within 7 days. With this ID card you can freely move around Serbia, use public transport, open a bank account and you will not have to worry if the police stop you on the street.

You can submit your application in person in the presence of your guardian, or the guardian can apply for asylum on your behalf. An asylum application is submitted to the Asylum Office. People who work in this office are the one who will decide if your statement and evidence you will present is sufficient for you to get asylum. If you follow all the steps, no one should tell you that you are not entitled to asylum before this procedure is completed!



3

SHORTLY AFTER YOU HAVE APPLIED FOR ASYLUM, YOU WILL HAVE AN INTERVIEW ABOUT WHY YOU ARE SEEKING ASYLUM

The Asylum Office staff will conduct another interview that will be much longer than the first one. This interview is called hearing. They will ask you a lot of questions. Some of the questions you've already answered in the first interview with the police officer, while some questions will be about the more detailed reasons on why you left your country and the experiences you endured during your journey. . You should not be worried, your guardian and lawyer will prepare you for this important conversation, will be present during the course of entire interview and will protect your interests. They will explain to you all the rights and obligations you have in the procedure and will make sure that you adequately present everything that is important for your decision. Since the interview can be quite long, if you need a break, feel free to ask for it or tell your guardian to ask for a break.

If you feel that for some reason you cannot continue the interview and you want to continue it some other day, when you feel better, tell your guardian.

At the end of the interview, they will ask you for your signature, so before you sign, make sure you understood everything properly.


Talking to the Asylum Office staff is very important, so don't be afraid to ask them to clarify any question that were not clear.

If you forgot to say something or you think there was a mistake, immediately notify your guardian or lawyer, and they will ensure that the police covers all the questions that you consider important for the credibility of your story.

**IF YOU DON'T UNDERSTAND
THE INTERPRETER,
DON'T BE AFRAID TO SAY SO!**



**IT IS IMPORTANT THAT
YOU TELL YOUR WHOLE STORY
TRUTHFULLY.**



You refuse to answer a police officer's questions during the registration process.

1

You do not show up at the asylum centre you are referred to within 72 hours of the registration, and you have no valid reason for not showing up.

2

You leave the asylum centre you are referred to without permission.


3

4

You do not come to your asylum application interview and you do not have a valid reason for not coming, or you come to the interview, but refuse to answer the questions.

5

You leave Serbia without notifying the Asylum Office and with no valid reason for doing so.



If you want to exercise your right to asylum in Serbia, you should be always mindful of the following. Access to asylum procedure may become more difficult for you, or if the procedure has started, it may be discontinued if:

